

# BAY MEDICAL CENTER PENSION PLAN

## ACTUARIAL VALUATION AS OF JANUARY 1, 2017

This Valuation Determines the Annual Contribution for the Plan Year January 1, 2017 through December 31, 2017 to be Paid in Fiscal Year October 1, 2017 through September 30, 2018

June 21, 2017





**Bay Medical Center  
Pension Plan**

**TABLE OF CONTENTS**

	<u>Page</u>
Commentary	1
I. Summary of Retirement Plan Costs .....	5
II. Comparison of Cost Data of Current and Prior Valuations .....	7
III. Characteristics of Participants in Actuarial Valuation .....	8
IV. Statement of Assets .....	9
V. Reconciliation of Plan Assets .....	10
VI. Schedule of Contributions .....	11
VII. Actuarial Gain / (Loss) .....	12
VIII. Amortization of Unfunded Actuarial Accrued Liability .....	13
IX. Accounting Disclosure Exhibit .....	14
X. Outline of Principal Provisions of the Retirement Plan .....	23
XI. Actuarial Assumptions and Actuarial Cost Methods Used .....	29
XII. Statistics for Participants Entitled to Deferred Benefits and Participants Receiving Benefits .....	33
XIII. Reconciliation of Member Census Data .....	34
XIV. Projected Retirement Benefits .....	35
XV. Summary of Transaction Information .....	36
XVI. Recent Plan Experience .....	37
XVII. Employer Contribution Information .....	38
XVIII. State Required Exhibit .....	39
XIX. Glossary .....	43





June 21, 2017

Board of Trustees  
c/o Ms. Karen Thomason  
Executive Director  
Bay Health Foundation  
11 Harrison Ave., Unit E  
Panama City, FL 32401

Dear Board Members:

### **January 1, 2017 Actuarial Valuation**

We are pleased to present our January 1, 2017 Actuarial Valuation Report for the Bay Medical Center Pension Plan (Plan). The purpose of this report is to indicate appropriate contribution levels, comment on the actuarial stability of the Plan and to satisfy State requirements. The Board of Trustees has retained Gabriel, Roeder, Smith and Company (GRS) to prepare an annual actuarial valuation under Section 9.02 of the Plan.

This report consists of this commentary, detailed Tables I through XVII, the State Required Exhibit on Table XVIII and a Glossary on Table XIX. The Tables contain basic Plan cost figures plus significant details on the benefits, liabilities and experience of the Plan. We suggest you thoroughly review the report at your convenience and contact us with any questions that may arise.

### **Retirement Plan Costs**

Our Actuarial Valuation develops the required minimum Plan payment for the 2017 Plan Year under the Florida Protection of Public Employee Retirement Benefits Act. The minimum payment consists of amortization of the components of the unfunded actuarial accrued liability over various periods as prescribed by law. The minimum required contribution is **\$2,980,173** for fiscal year ending September 30, 2018 assuming payment in the last quarter of calendar year 2017.

### **Changes in Actuarial Assumptions, Methods and Plan Benefits**

The Plan provisions remain unchanged from the January 1, 2016 Actuarial Valuation. The Plan provisions are outlined on Table X.

The assumption relating to the future Cash Balance interest crediting rate assumption has been updated. The remaining actuarial assumptions and actuarial methods are unchanged from the January 1, 2016 Actuarial Valuation. The actuarial assumptions and methods are outlined on Table XI.

### **Comparison of January 1, 2016 and January 1, 2017 Valuation Results**

Table II of our report provides information of a comparative nature. The left column of the Table indicates the costs as calculated for January 1, 2016. The center column indicates the costs as calculated for January 1, 2017 prior to the update in actuarial assumptions. The right column indicates the costs as calculated for January 1, 2017 after the update in actuarial assumptions.

Comparing the left and center columns of Table II shows the effect of Plan experience during the year. The number of participants decreased by approximately 5%. Both the unfunded actuarial accrued liability and the minimum annual required contribution decreased.

Comparing the center and right columns of Table II shows the effect of the update in actuarial assumptions. Both the unfunded actuarial accrued liability and the minimum required contribution increased.

The value of vested accrued benefits exceeds Plan assets, resulting in a Vested Benefit Security Ratio (VBSR) of 80.8% (80.8% prior to update in actuarial assumptions) which is an increase from 79.6% as of the January 1, 2016 Actuarial Valuation.

### **Plan Experience**

The Plan experienced an actuarial gain in the amount of \$84,083 this year. This indicates actual overall Plan experience was more favorable than expected under the actuarial assumptions.

Table XVI (investment yield) provides figures on recent Plan experience. Table VII provides additional details of the sources of actuarial gains and losses.

Actuarial (market) value investment return of 7.1% was less than the investment return assumption of 7.5%. Actuarial (market) value investment return was an offsetting source of actuarial loss during the year. Three and five-year average annual investment return has been 4.3% and 6.4%, respectively on an actuarial value basis - 4.3% and 8.6%, respectively on a market value basis.

Member mortality this year was approximately 123% of assumed mortality and was a source of actuarial gain.

We recommend the Board authorize an Experience Study to assure Plan assumptions are aligned with Plan experience including review of the investment return assumption in light of future expectations.

### **Member Census and Financial Data**

The Foundation submitted the Member census data used for this actuarial valuation to us as of January 1, 2017. This information contains name, Social Security number, date of birth, date of hire and date of participation. Dates of termination, dates of first vesting for currently non-vested members, the date at which a participant will be able to receive an unreduced benefit if applicable and dates of retirement are provided where applicable. The Foundation also provided the benefits paid to inactive participants including retirees, beneficiaries and vested terminees during the year ended December 31, 2016.

Financial information concerning Plan assets was provided by the Foundation as of December 31, 2016. We do not audit the Member census data and asset information that is provided to us; however, we perform certain reasonableness checks. The Foundation is responsible for the accuracy of the data.

### **Summary**

In our opinion the benefits currently provided for under the Plan will be sufficiently funded through the payment of the amount as indicated in this and future Actuarial Valuation reports. We will continue to update you on the future payment requirements for the Plan through our actuarial reports. These reports will also continue to monitor the future experience of the Plan.

The actuarial assumptions used in this Actuarial Valuation are as adopted by the Board of Trustees. The retirement assumption is set based on the Board's anticipation of member behavior and will be monitored after some experience has evolved since the plan closed. The mortality assumption is prescribed by statute. Each assumption represents an estimate of future Plan experience.

If all actuarial assumptions are met and if all future minimum required contributions are paid, Plan assets will be sufficient to pay all Plan benefits, future contributions are expected to remain relatively stable for the next 10 years then decrease until the plan becomes fully funded in 15 years and the funded status of the plan is expected to improve. Plan minimum required contributions are determined in compliance with the requirements of the Florida Protection of Public Employee Retirement Benefits Act with normal cost determined as a level dollar amount and a level dollar amortization payment with initial amortization period of 15 years.

The VBSR may be appropriate for assessing the sufficiency of Plan assets to meet the estimated cost of settling benefit obligations based upon funding assumptions but may not be appropriate for assessing the need for or the amount of future contributions.

The Unfunded Actuarial Accrued Liability (UAAL), GASB Net Pension Liability, and the GASB Plan Fiduciary Net Position as a Percentage of Total Pension Liability may not be appropriate for

assessing the sufficiency of Plan assets to meet the estimated cost of settling benefit obligations but may be appropriate for assessing the need for or the amount of future contributions.

Future actuarial measurements may differ significantly from the current measurements presented in this report due to such factors as the following: Plan experience differing from that anticipated by the economic or demographic assumptions; changes in economic or demographic assumptions; increases or decreases expected as part of the natural operation of the methodology used for these measurements (such as the end of an amortization period); and changes in Plan provisions or applicable law. Due to the limited scope of the actuary's assignment, the actuary did not perform an analysis of the potential range of such future measurements.

This report should not be relied on for any purpose other than the purpose described in the primary communication. Determinations of the financial results associated with the benefits described in this report in a manner other than the intended purpose may produce significantly different results.

This report has been prepared by actuaries who have substantial experience valuing public employee retirement systems. To the best of our knowledge the information contained in this report is accurate and fairly presents the actuarial position of the Plan as of the valuation date. All calculations have been made in conformity with generally accepted actuarial principles and practices, with the Actuarial Standards of Practice issued by the Actuarial Standards Board and with applicable statutes.

This report may be provided to parties other than the Board only in its entirety and only with the permission of an approved representative of the Board.

The signing actuaries are independent of the Plan and Plan sponsor.

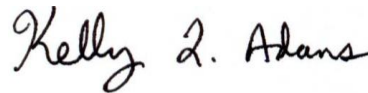
The undersigned are Members of the American Academy of Actuaries and meet the qualification standards of the American Academy of Actuaries to render the actuarial opinions contained in this report. We are available to respond to any questions with regards to matters covered in this report.

Very truly yours,



---

Lawrence F. Wilson, A.S.A.  
Senior Consultant and Actuary



---

Kelly L. Adams, A.S.A.  
Consultant and Actuary



Table I

## Bay Medical Center Pension Plan

Summary of Retirement Plan Costs as of January 1, 2017

	<u>Prior Assumptions</u>	<u>Current Assumptions</u>
A. Participant Data Summary (Table III)		
1. Active employees	0	0
2. Inactive not currently receiving	984	984
3. Receiving benefits	639	639
4. Annual payroll of active employees	\$ 0	\$ 0
B. Total Normal Costs	\$ 0	\$ 0
C. Total Actuarial Accrued Liability		
1. Age retirement benefits active employees	\$ 0	\$ 0
2. Termination benefits active employees	0	0
3. Death benefits active employees	0	0
4. Disability benefits active employees	0	0
5. Retired or terminated vested participants receiving benefits	87,996,853	87,996,853
6. Terminated vested participants entitled to deferred benefits	24,617,748	24,620,605
7. Terminated participants entitled to become vested in deferred benefits	0	0
8. Deceased participants whose beneficiaries are receiving benefits	1,537,489	1,537,489
9. Disabled participants receiving benefits	1,793,389	1,793,389
10. Miscellaneous liability	<u>0</u>	<u>0</u>
11. Total actuarial accrued liability	\$ 115,945,479	\$ 115,948,336
D. Actuarial (Market) Value of Assets	\$ 93,688,664	\$ 93,688,664
E. Unfunded Actuarial Accrued Liability (C-D)	\$ 22,256,815	\$ 22,259,672

Bay Medical Center Pension Plan

Summary of Retirement Plan Costs as of January 1, 2017

	<u>Prior Assumptions</u>	<u>Current Assumptions</u>
F. Minimum Required Contribution		
1. Total normal cost	\$ 0	\$ 0
2. Amortization of unfunded liability	2,771,953	2,772,254
3. Interest adjustment	207,896	207,919
4. Minimum required contribution	<u>\$ 2,979,849</u>	<u>\$ 2,980,173</u>
G. Actuarial Gain / (Loss) (Table VII)	\$ 84,083	\$ 84,083
H. Actuarial Present Value of Vested Accrued Benefits		
1. Retired, terminated vested, beneficiaries and disabled receiving benefits	\$ 91,327,731	\$ 91,327,731
2. Terminated vested participants due deferred benefits and miscellaneous	24,617,748	24,620,605
3. Active participants entitled to future benefits	<u>0</u>	<u>0</u>
4. Total actuarial present value of vested accrued benefits	\$ 115,945,479	\$ 115,948,336
I. Unfunded Actuarial Present Value of Vested Accrued Benefits (H. - D., not less than zero)	\$ 22,256,815	\$ 22,259,672
J. Vested Benefit Security Ratio (D. ÷ H.)	80.8%	80.8%

**Table II**

**Bay Medical Center Pension Plan**

**Comparison of Cost Data of January 1, 2016 and January 1, 2017 Actuarial Valuations**

	<u>January 1, 2016</u>	<u>Prior Assumptions January 1, 2017</u>	<u>Current Assumptions January 1, 2017</u>
A. Participants			
1. Active employees	0	0	0
2. Inactive not currently receiving	1,081	984	984
3. Receiving benefits	628	639	639
4. Total participants	<u>1,709</u>	<u>1,623</u>	<u>1,623</u>
B. Total Normal Cost	\$ 0	\$ 0	\$ 0
C. Total Actuarial Accrued Liability	\$ 115,545,279	\$ 115,945,479	\$ 115,948,336
D. Actuarial (Market) Value of Assets	\$ 91,943,792	\$ 93,688,664	\$ 93,688,664
E. Unfunded Actuarial Accrued Liability	\$ 23,601,487	\$ 22,256,815	\$ 22,259,672
F. Minimum Required Contribution	\$ 2,994,378	\$ 2,979,849	\$ 2,980,173
G. Actuarial Gain / (Loss)	\$ (6,981,550)	\$ 84,083	\$ 84,083
H. Unfunded Actuarial Present Value of Vested Accrued Benefits	\$ 23,601,487	\$ 22,256,815	\$ 22,259,672
I. Vested Benefit Security Ratio	79.6%	80.8%	80.8%

**Table III****Bay Medical Center Pension Plan****Characteristics of Participants in  
Actuarial Valuation as of January 1, 2017**

A.	<u>Retired and Terminated Participant Summary</u>	
	1. Retired or terminated vested participants receiving benefits	603
	2. Terminated vested participants entitled to future benefits	984
	3. Deceased participants whose beneficiaries are receiving benefits	24
	4. Disabled participants receiving benefits	12
	5. Terminated non-vested participants entitled to become vested for future benefits	0
B.	<u>Projected Annual Retirement Benefits</u>	
	1. Retired or terminated vested receiving benefits	\$ 7,158,493
	2. Terminated participants - future benefits	\$ 2,532,559
	3. Beneficiaries of deceased participants	\$ 133,039
	4. Disabled participants	\$ 167,363
C.	<u>Account balances of terminated participants</u>	\$ 6,428,634

**Table IV****Bay Medical Center Pension Plan****Market Value of Assets as of December 31, 2016**

	<u>Market Value</u>
A. <u>Cash and cash equivalents</u>	\$ 3,034,647
B. <u>General investments</u>	
1. U.S. Government and Agency Bonds	\$ 2,830,067
2. Corporate Bonds	3,226,786
3. Equities	12,110,738
4. Mutual Funds - Fixed Income	23,574,968
5. Mutual Funds - Equities	48,871,082
6. Mutual Funds - Real Estate	<u>0</u>
7. Total general investments	\$ 90,613,641
C. <u>Receivables</u>	
1. Accrued income	\$ 40,376
2. Accounts receivable	0
3. Contribution receivable	0
4. Due from other Funds	<u>0</u>
5. Total receivables	\$ 40,376
D. <u>Payables</u>	<u>\$ 0</u>
E. <u>Total market value of assets</u> (A + B + C - D)	\$ 93,688,664

Table V

## Bay Medical Center Pension Plan

Reconciliation of Plan Assets

A. <u>Market Value of Assets as of January 1, 2016</u>		\$	91,943,792
B. <u>Receipts During Period</u>			
1. Contributions			3,007,355
2. Investment income			
a. Interest, dividends and other	\$	1,204,836	
b. Investment expenses		<u>(298,684)</u>	
c. Net investment income			906,152
3. Realized and unrealized gains			
a. Realized gains	\$	401,188	
b. Unrealized gains		<u>5,041,881</u>	
c. Net realized and unrealized gains			5,443,069
4. Other receipts			<u>0</u>
5. Total receipts during period		\$	9,356,576
C. <u>Disbursements During Period</u>			
1. Pension payments		\$	7,611,704
2. Administrative expenses			<u>0</u>
3. Total disbursements during period		\$	7,611,704
D. <u>Market Value of Assets as of December 31, 2016</u>		\$	93,688,664
E. <u>Net Market Value Rate of Return</u>			7.1%

Table VI

## Bay Medical Center Pension Plan

Schedule of Contributions

<b>Date</b>	<b>Contribution</b>	<b>Funding Year</b>	<b>Fiscal Year</b>
10/07/2014	128,200	2014	2015
11/10/2014	128,200	2014	2015
12/12/2014	128,200	2014	2015
01/13/2015	128,200	2014	2015
02/17/2015	128,200	2014	2015
03/13/2015	128,200	2014	2015
04/07/2015	128,200	2014	2015
05/13/2015	128,200	2014	2015
06/08/2015	128,200	2014	2015
07/08/2015	128,200	2014	2015
08/05/2015	128,200	2014	2015
09/23/2015	128,200	2014	2015
10/06/2015	135,422	2015	2016
11/09/2015	135,422	2015	2016
12/14/2015	135,422	2015	2016
01/12/2016	135,422	2015	2016
02/17/2016	135,422	2015	2016
03/08/2016	135,422	2015	2016
04/12/2016	135,422	2015	2016
05/10/2016	135,422	2015	2016
06/20/2016	135,422	2015	2016
07/14/2016	135,422	2015	2016
08/09/2016	135,422	2015	2016
09/20/2016	135,422	2015	2016
11/23/2016	2,994,378	2016	2017
12/20/2016	12,977	2016	2017

## Total:

2014 Funding Year	\$1,538,400
2015 Funding Year	\$1,625,064
2016 Funding Year	\$3,007,355
2015 Fiscal Year	\$1,538,400
2016 Fiscal Year	\$1,625,064
2017 Fiscal Year	\$3,007,355

Table VII

**Bay Medical Center Pension Plan**  
**Actuarial Gain / (Loss) for**  
**Plan Year Ended December 31, 2016**

A. Derivation of Actuarial Gain / (Loss)

1. Normal cost previous actuarial valuation	\$	0
2. Unfunded actuarial accrued liability previous actuarial valuation		23,601,487
3. Contributions previous year		3,007,355
4. Interest on:		
(a) Normal cost	\$	0
(b) Unfunded actuarial accrued liability		1,770,112
(c) Contributions		23,346
(d) Net total: (a) + (b) - (c)	\$	<u>1,746,766</u>
5. Increase (decrease) in actuarial accrued liability due to assumption changes	\$	2,857
6. Expected unfunded actuarial accrued liability current year: (1. + 2. - 3. + 4. + 5.)	\$	22,343,755
7. Actual unfunded actuarial accrued liability current year		<u>22,259,672</u>
8. Actuarial gain / (loss): (5. - 6.)	\$	84,083

B. Approximate Portion of Gain / (Loss)  
due to Investments

1. Actuarial value of assets previous year	\$	91,943,792
2. Contributions and other receipts during period		3,007,355
3. Benefits and administrative expenses during period		7,611,704
4. Expected net appreciation for period		<u>6,633,691</u>
5. Expected actuarial value of assets current year: (1. + 2. - 3. + 4.)	\$	93,973,134
6. Actual actuarial value of assets current year	\$	93,688,664
7. Approximate gain / (loss) due to investments: (6. - 5.)	\$	(284,470)

C. Approximate Portion of Gain / (Loss)  
due to Liabilities: A. - B.

\$ 368,553

D. Approximate Allocation of Liability Gain / (Loss) by Source

1. Mortality	\$	215,724
2. Retirements (including cash-outs)		78,014
3. Other		74,815
4. Total liability gain / (loss)	\$	<u>368,553</u>



**Bay Medical Center Pension Plan**

**Unfunded Actuarial Accrued Liability**

A. Amortization of Unfunded Accrued Liability

<u>Date</u>	<u>Unfunded Liability</u>	<u>Amortization Payment</u>
January 1, 2017	\$ 22,259,672	\$ 2,772,254
January 1, 2018	20,948,974	2,772,254
January 1, 2019	19,539,974	2,772,254
January 1, 2020	18,025,299	2,772,254
January 1, 2021	16,397,023	2,772,254
January 1, 2022	14,646,627	2,772,254
January 1, 2023	12,764,951	2,772,257
January 1, 2024	10,742,146	2,249,758
January 1, 2025	9,129,317	2,319,223
January 1, 2026	7,320,851	2,422,170
January 1, 2027	5,266,082	1,775,452
January 1, 2028	3,752,427	1,267,429
January 1, 2029	2,671,373	1,502,985
January 1, 2030	1,256,017	1,256,017
January 1, 2031	0	0

## Bay Medical Center Pension Plan

Accounting Disclosure Exhibit

	<u>01/01/2016</u>	<u>Prior Assumptions 01/01/2017</u>	<u>Current Assumptions 01/01/2017</u>
<b>I. <u>Number of Plan Members</u></b>			
a. Retirees and beneficiaries receiving benefits	628	639	639
b. Terminated plan members entitled to but not yet receiving benefits	1,081	984	984
c. Active plan members	0	0	0
d. Total	<u>1,709</u>	<u>1,623</u>	<u>1,623</u>
<b>II. <u>Financial Accounting Standards Board Allocation</u></b>			
<b>A. <u>Statement of Accumulated Plan Benefits</u></b>			
1. Actuarial present value of accumulated vested plan benefits			
a. Participants currently receiving benefits	\$ 89,693,433	\$ 91,327,731	\$ 91,327,731
b. Other participants	25,851,846	24,617,748	24,620,605
c. Total	<u>\$ 115,545,279</u>	<u>\$ 115,945,479</u>	<u>\$ 115,948,336</u>
2. Actuarial present value of accumulated non-vested plan benefits	<u>\$ -</u>	<u>\$ -</u>	<u>\$ -</u>
3. Total actuarial present value of accumulated plan benefits	<u>\$ 115,545,279</u>	<u>\$ 115,945,479</u>	<u>\$ 115,948,336</u>
<b>B. <u>Statement of Change in Accumulated Plan Benefits</u></b>			
1. Actuarial present value of accumulated plan benefits as of January 1, 2016			\$ 115,545,279
2. Increase (decrease) during year attributable to:			
a. Change in plan provisions and actuarial assumptions			\$ 2,857
b. Benefits paid			(7,611,704)
c. Other, including benefits accumulated and increase for interest due to decrease in the discount period			<u>8,011,904</u>
d. Net increase			<u>\$ 403,057</u>
3. Actuarial present value of accumulated plan benefits as of January 1, 2017			\$ 115,948,336
<b>C. <u>Significant Matters Affecting Calculations</u></b>			
1. Assumed rate of return used in determining actuarial present values			7.5%
2. Change in plan provisions			None
3. Change in actuarial assumptions			See Table XI., Item N.

Bay Medical Center Pension Plan

Accounting Disclosure Exhibit

III. Net Pension Liability and Related Ratios (GASB No. 67 & No. 68)

Measurement Date	Actual 12/31/2014	Actual 12/31/2015	Actual 12/31/2016	Projected 12/31/2017 *
<b>A. <u>Total Pension Liability (TPL)</u></b>				
Service Cost	\$ 0	\$ 0	\$ 0	\$ 0
Interest	7,882,274	7,966,699	8,380,457	8,335,655
Benefit Changes	0	0	0	0
Difference Between Actual and Expected Experience	1,756,490	566,504	53,646	(368,553)
Assumption Changes	4,365,444	0	5,111,076	2,857
Benefit Payments, including Refunds of Member Contributions	(7,028,644)	(7,617,588)	(7,611,704)	(9,612,545)
Net Change in Total Pension Liability	\$ 6,975,564	\$ 915,615	\$ 5,933,475	\$ (1,642,586)
Total Pension Liability (TPL) - (beginning of year)	102,489,378	109,464,942	110,380,557	116,314,032
Total Pension Liability (TPL) - (end of year)	<u>\$ 109,464,942</u>	<u>\$ 110,380,557</u>	<u>\$ 116,314,032</u>	<u>\$ 114,671,446</u>
<b>B. <u>Plan Fiduciary Net Position</u></b>				
Contributions - Employer	\$ 1,538,372	\$ 1,625,102	\$ 3,007,355	\$ 2,980,173
Contributions - Member	0	0	0	0
Net Investment Income	5,379,105	126,484	6,349,221	6,694,348
Benefit Payments, including Refunds of Member Contributions	(7,028,644)	(7,617,588)	(7,611,704)	(9,612,545)
Administrative Expenses	0	0	0	0
Other	0	0	0	0
Net Change in Plan Fiduciary Net Position	\$ (111,167)	\$ (5,866,002)	\$ 1,744,872	\$ 61,976
Plan Fiduciary Net Position - (beginning of year)	97,920,961	97,809,794	91,943,792	93,688,664
Plan Fiduciary Net Position - (end of year)	<u>\$ 97,809,794</u>	<u>\$ 91,943,792</u>	<u>\$ 93,688,664</u>	<u>\$ 93,750,640</u>
<b>C. <u>Net Pension Liability (NPL) - (end of year): (A) - (B)</u></b>				
	\$ 11,655,148	\$ 18,436,765	\$ 22,625,368	\$ 20,920,806
<b>D. <u>Plan Fiduciary Net Position as a Percentage of TPL: (B) / (A)</u></b>				
	89.35 %	83.30 %	80.55 %	81.76 %
<b>E. <u>Covered Employee Payroll</u></b>				
	\$ 0	\$ 0	\$ 0	\$ 0
<b>F. <u>NPL as a Percentage of Covered Employee Payroll: (C) / (E)</u></b>				
	N/A	N/A	N/A	N/A
<b>G. <u>Notes to Schedule:</u></b>				
Valuation Date	01/01/2014	01/01/2015	01/01/2016	01/01/2017
Reporting Date (GASB No. 68)	09/30/2015	09/30/2016	09/30/2017	09/30/2018

Update procedures were used to roll forward the TPL to the measurement dates.

See Table IX, Item VI. for assumption changes in 2014. No assumption changes for 2015. See Notes to Schedule of Contributions, Item IV. for assumption changes in 2016. See Table XI, Item N. for assumption changes in 2017. No benefit changes in 2014, 2015, 2016 or 2017.

\* Projected - actual amounts will be available after measurement date

**Bay Medical Center Pension Plan**

**Accounting Disclosure Exhibit**

**IV. Schedule of Employer Contributions (GASB No. 67)**

<u>Fiscal Year Ended 12/31</u>	<u>Actuarially Determined Contribution</u>	<u>Actual Contribution</u>	<u>Contribution Deficiency / (Excess)</u>	<u>Covered Payroll <sup>1</sup></u>	<u>Actual Contribution as a % of Covered Payroll</u>
2010	\$ 2,675,573	\$ 3,181,200	\$ (505,627)	\$ 64,389,170	4.94%
2011	1,282,800	1,342,800	(60,000)	72,018,486	1.86%
2012	1,853,911	7,387,252	(5,533,341)	67,145,281	11.00%
2013	1,732,484	2,400,542	(668,058)	0	N/A
2014	1,388,975	1,538,372	(149,397)	0	N/A
2015	1,625,062	1,625,102	(40)	0	N/A
2016	3,007,355	3,007,355	0	0	N/A
2017 <sup>2</sup>	2,980,173	2,980,173	0	0	N/A

<sup>1</sup> Projected prior to fiscal year ended December 31, 2013

<sup>2</sup> Projected - actual amounts will be available after fiscal year end

This schedule is required to retroactively show ten years of history. We have shown the history we had available.

**Bay Medical Center Pension Plan**

**Accounting Disclosure Exhibit**

**V. Schedule of Employer Contributions (GASB No. 68)**

<u>Fiscal Year End 9/30</u>	<u>Actuarially Determined Contribution</u>	<u>Actual Contribution</u>	<u>Contribution Deficiency (Excess)</u>	<u>Covered Payroll <sup>1</sup></u>	<u>Actual Contribution as a % of Covered Payroll</u>
2011	\$ 2,675,573	\$ 3,181,200	\$ (505,627)	\$ 70,111,157	4.54%
2012	1,282,800	1,342,800	(60,000)	68,363,582	1.96%
2013	1,853,911	7,387,252	(5,533,341)	16,786,320	44.01%
2014	1,732,484	2,400,542	(668,058)	0	N/A
2015	1,388,975	1,538,372	(149,397)	0	N/A
2016	1,625,062	1,625,102	(40)	0	N/A
2017 <sup>2</sup>	3,007,355	3,007,355	0	0	N/A

<sup>1</sup> Based on prorated calendar year pay prior to fiscal year ended September 30, 2014

<sup>2</sup> Projected - actual amounts will be available after fiscal year end

This schedule is generally required to retroactively show ten years of history. We have shown the history we had available.

**Bay Medical Center Pension Plan**

**Accounting Disclosure Exhibit**

**VI. Notes to Schedule of Contributions (GASB No. 67 & No. 68)**

**Valuation Date:** Actuarially determined contributions are calculated using a valuation date as of the beginning of the plan year (each January 1<sup>st</sup>).

**Methods and Assumptions Used to Determine Contribution Rates:**

Actuarial Cost Method	Projected Unit Credit
Amortization Method	Level dollar, closed
Amortization Period	15 years
Asset Valuation Method	Market Value
Inflation	3.00%
Salary Increases	N/A
Investment Return	7.5%
Retirement Age	Experience-based table of rates that are specific to the type of eligibility condition
Mortality	For healthy male participants, RP 2000 Annuitant Male Mortality Table, with 50% White Collar / 50% Blue Collar Adjustment and fully generational mortality improvements projected to each future decrement date with Scale BB. For healthy female participants, RP 2000 Annuitant Female Mortality Table, with White Collar Adjustment and fully generational mortality improvements projected to each future decrement date with Scale BB.  For disabled male participants, RP 2000 Disabled Male Mortality Table, setback four years, without projected mortality improvements. For disabled female participants, RP 2000 Disabled Female Mortality Table, set forward two years, without projected mortality improvements.
Cost-of-Living Increases	3.0%

**Other Information:**

**Benefit Changes**

2012: Effective March 31, 2012, the cash balance plan was frozen and interest credits were applied to the retirement account on the last day of each Plan year, one year of credited service will be earned if the employee had worked 1,000 hours through March 31, 2012 and one month of imputed credit service will be earned on the first day of each month ending on the date of death, disability benefits are no longer provided under the Plan, the Plan was closed to new entrants and no compensation will be considered after March 31, 2012, no retirement credits will be earned after March 31, 2012 and one year of vesting service will be earned upon survival to December 31, 2011: The Conversion Benefit formula was frozen effective December 31, 2010 and participants will continue to earn additional benefits under the Cash Balance formula. Additional service accruals may be earned towards the unreduced early retirement option at 30 years but will not be counted towards the increased multiplier under the Special Postponed Retirement Benefit or due to working past 30 years.

**Bay Medical Center Pension Plan**

**Accounting Disclosure Exhibit**

**VI. Notes to Schedule of Contributions (GASB No. 67 & No. 68) (Cont'd)**

**Assumption Changes**

2016: Mortality assumption updated. 2014: Assumed retirement ages were updated. 2013: The method used for determining the actuarial value of assets was updated to market value. 2012: Investment return was updated to 7.5%, compounded annually. Employee withdrawal rates, salary increase factors, disability rates and assumed retirement ages were updated. 2011: Healthy lives mortality table was updated to project mortality improvements to 2018.

**VII. Discount Rate (GASB No. 67 & No. 68)**

A discount rate of 7.5% was used to measure the TPL. This discount rate was based on the expected rate of return on Plan investments of 7.5%. The projection of cash flows used to determine this discount rate assumed member contributions will be made at the current member contribution rate and employer contributions will be made at rates equal to the difference between actuarially determined contribution rates and the member contribution rate. Based on these assumptions, the pension Plan's fiduciary net position was projected to be available to make all projected expected future benefit payments of current Plan members. Therefore, the long-term expected rate of return on Plan investments was applied to all periods of projected benefit payments to determine the TPL.

**VIII. Sensitivity of the NPL to the Discount Rate Assumption (GASB No. 67 & No. 68)**

Measurement Date: December 31, 2016

	<u>1% Decrease</u>	<u>Current Discount Rate</u>	<u>1% Increase</u>
Discount Rate	6.5%	7.5%	8.5%
NPL	\$ 34,509,205	\$ 22,625,368	\$ 12,579,776

Measurement Date: December 31, 2017 \*

	<u>1% Decrease</u>	<u>Current Discount Rate</u>	<u>1% Increase</u>
Discount Rate	6.5%	7.5%	8.5%
NPL	\$ 32,521,738	\$ 20,920,806	\$ 11,083,428

\* Projected - actual amounts will be available after measurement date

**Bay Medical Center Pension Plan**

**Accounting Disclosure Exhibit**

**IX. Pension Expense and Deferred Outflows of Resources and Deferred Inflows of Resources Related to Pensions - Reporting Date (GASB No. 68)**

Pension Expense for Fiscal Year Ending September 30, 2017:     \$           8,712,055

Summary of Outstanding Deferred Inflows and Outflows of Resources as of September 30, 2017

	<u>Deferred Outflows of Resources</u>	<u>Deferred Inflows of Resources</u>
Differences between actual and expected experience on liabilities	\$           0	\$           0
Changes of assumptions or other inputs	0	0
Net difference between projected and actual earnings on pension plan investments	5,043,611	0
Total	<u>\$       5,043,611</u>	<u>\$           0</u>

Summary of Deferred Outflows and Inflows of Resources that will be Recognized in the Pension Expense in Future Years.

<u>Year ending</u>	<u>Amount</u>
9/30/2018	\$       1,777,222
9/30/2019	1,777,220
9/30/2020	1,436,944
9/30/2021	52,225
9/30/2022	0
Thereafter	0



**Bay Medical Center Pension Plan**

**Accounting Disclosure Exhibit**

The following information is not required to be disclosed but is provided for informational purposes.

X. Components of Pension Expense (GASB No. 68)

Measurement Date	12/31/2014	12/31/2015	12/31/2016	Projected 12/31/2017 *
Service Cost	\$ 0	\$ 0	\$ 0	\$ 0
Interest on Total Pension Liability	7,882,274	7,966,699	8,380,457	8,335,655
Current-Period Benefit Changes	0	0	0	0
Contributions - Member	0	0	0	0
Projected Earnings on Plan Investments	(7,080,498)	(7,050,075)	(6,610,346)	(6,694,348)
Administrative Expenses	0	0	0	0
Other Changes in Plan Fiduciary Net Position	0	0	0	0
Recognition of Beginning Deferred Outflows / (Inflows) due to Liabilities	6,121,934	566,504	5,164,722	(365,696)
Recognition of Beginning Deferred Outflows / (Inflows) due to Assets	340,279	1,724,997	1,777,222	1,777,222
Total Pension Expense	<u>\$ 7,263,989</u>	<u>\$ 3,208,125</u>	<u>\$ 8,712,055</u>	<u>\$ 3,052,833</u>

\* Projected - actual amounts will be available after measurement date

**Bay Medical Center Pension Plan**

**Accounting Disclosure Exhibit**

The following information is not required to be disclosed but is provided for informational purposes.

XI. Recognition of Deferred Outflows / (Inflows) - Measurement Date (GASB No. 68)

Recognition of Deferred Outflows / (Inflows) due to Liabilities

There are no active employees and therefore all changes in liabilities are recognized immediately.

Recognition of Deferred Outflows / (Inflows) due to Differences Between Projected and Actual Earnings on Pension Plan Investments

Established	Initial Balance	Initial Recognition Period	Remaining Recognition Period as of 12/31/2016	Recognition Amount for 2016	Balance as of 12/31/2016
2014	\$ 1,701,393	5	2	\$ 340,279	\$ 680,556
2015	\$ 6,923,591	5	3	\$ 1,384,718	\$ 4,154,155
2016	\$ 261,125	5	4	\$ 52,225	\$ 208,900
			TOTAL	\$ 1,777,222	\$ 5,043,611

**Bay Medical Center Pension Plan****Outline of Principal Provisions of the Retirement Plan**A. Effective Date:

January 1, 2004, incorporating the prior *Staffing Plan*; amended and restated January 1, 2008; subsequently amended and restated effective December 31, 2009, December 31, 2010, March 31, 2012, October 29, 2012, January 1, 2013 and December 8, 2014.

B. Eligibility Requirements:

Active participants in the Staffing Plan on December 31, 2003 are included in this plan as of January 1, 2004. All other *benefit eligible employees* participate the first day of the month next following the attainment of age 21 and the completion of one (1) year of service.

One year of service is defined as 1,000 hours in a twelve month period commencing with the date of hire or rehire. However, if the employee fails to work 1,000 in the twelve month period from date of hire, the measurement period shifts to the plan year.

*Benefit eligible employees* exclude independent contractors, leased employees, per diem employees, employees in a "non-benefited status position", and any employees covered under a collective bargaining agreement.

Effective March 31, 2012, Plan closed - no new entrants.

C. Credited Service:

Service on or after January 1, 2004 - One year of service is granted for each year in which the eligible employee has worked at least 1,000 hours.

Service prior to January 1, 2004 - Defined by the BayMed Staffing, Inc. Pension Plan as follows:

Service on or after January 1, 1997 - One year of service is granted for each year in which the eligible employee has worked at least 1,000 hours.

Service for June 23, 1996 through December 31, 1996 - One half year of service is granted if the eligible employee worked at least 500 hours.

Service prior to June 23, 1996 - Employees actively participating in the Florida Retirement System (FRS) will be granted the FRS service provided that any service due to employee contributions will remain in FRS until the Participant's Severance Date and no refund of the contributions is or has been taken prior to or at the Severance Date.

Service with Bay Medical Center prior to July 1, 1979 - Any service that was not credited in the FRS and not eligible to be purchased from FRS will be included in this plan.

**Bay Medical Center Pension Plan**

**Outline of Principal Provisions of the Retirement Plan**

C. Credited Service (continued):

Upon meeting the various special rules and conditions regarding purchased service, purchased FRS Service will be included.

Vesting Service is calculated the same as above. However, a participant hired or transferred in 1996 will earn one year of vesting service for 1996 if they worked at least 1,000 hours in 1996.

Service earned on or after January 1, 2011 will not be included for determining the amount of benefits under the Conversion Benefit or for determining entitlement to the increased benefit rate percentage under the Special Postponed Retirement Benefit or the Early Retirement Benefit.

Effective March 31, 2012, one year of credited service is earned if 1,000 hours through March 31, 2012. Solely for satisfying the 30 years of service required for unreduced early retirement benefits or for satisfying the 5 years of service for vesting, one month of imputed credit service is earned on the first day of each month ending on the date of death.

D. Compensation:

Conversion Earnings for plan years beginning on or after January 1, 1997, and Cash Balance Earnings for plan years beginning on or after January 1, 2004 -

Wages received from the employer for purposes of income tax withholding, other than compensation in the form of qualified or previously qualified deferred compensation that is includible in the gross income for that year plus salary deferrals under IRC Sections 125, 132(f)(4), 402(e)(3), 457(b), or 403(b). Earnings exclude certain lump sum payments, bonuses as defined under the FRS, third party payments, automobile allowances, and housing allowances.

Conversion Earnings for periods prior to June 30, 1996 -

FRS earnings for the twelve month period beginning July 1 and ending June 30.

Conversion earnings for 1996 - Greater of:

a) FRS earnings for July 1, 1995 through June 30, 1996

b) the sum of FRS earnings for January 1, 1996 through June 30, 1996 and Bay Medical Center earnings as defined in the first paragraph of this section for July 1, 1996 through December 31, 1996

**Bay Medical Center Pension Plan**

**Outline of Principal Provisions of the Retirement Plan**

D. Compensation (continued):

Cash Balance Earnings for plan years prior to 2004 -

Wages received from the employer for actual work performed, paid time off, extended illness days plus salary deferrals under IRC Sections 125, 132(f)(4), 402(e)(3), 457(b), or 403(b). Earnings exclude pay for overtime, incentive payments, differentials, certain lump sum payments and bonuses, third party payments, automobile allowances, and housing allowances.

Earnings are limited in accordance with Code Section 401(a)(17)(B).

No compensation considered after March 31, 2012.

E. Employee Contributions:

No employee contributions are permitted or required.

F. Average Annual Compensation (AAC)

Final Average Conversion Earnings is the average earnings of the five highest Plan years proceeding January 1, 2011.

G. Normal Retirement:

1. Eligibility:

Attainment of age 62 and completion of 5 years of credited service but no later than 65 and 5th anniversary of Plan participation.

2. Benefit:

A monthly life annuity of two benefits combined, the conversion benefit and the cash balance benefit.

Conversion Benefit:

1.6% times Final Average Conversion Earnings times years of credited service both as of December 31, 2010 reduced by any benefit due from FRS.

**Bay Medical Center Pension Plan**

**Outline of Principal Provisions of the Retirement Plan**

G. Normal Retirement (continued):

Cash Balance Benefit:

The retirement account balance converted to an actuarially equivalent life annuity. The retirement account balance is the sum of retirement credits and interest credits.

Retirement credits:

Effective May 23, 2009, 2% of pay will be credited to eligible participant's retirement account on the last day of the Plan year for every Plan year at least 1,000 hours are worked. However if 1,000 hours were earned in the 2009 Plan year prior to May 23, 2009, 5% of pay will be credited. For Plan years prior to 2009, 5% of pay will be credited to eligible participant's retirement account on the last day of the Plan year for every Plan year at least 1,000 hours are worked.

Retirement credits earned in 2012 if 1,000 hours by March 31, 2012 - no retirement credits thereafter.

Interest credits:

The interest credit rate is based on the lesser of the 30 year Treasury rate and the 1 year Treasury rate as of the end of the prior Plan year. For each Plan year prior to benefit commencement a participant's retirement account will be credited with interest on the last day of the Plan year in the amount of the retirement account balance on the first day of the Plan year multiplied by the interest credit rate.

H. Early Retirement:

1. Eligibility:

Attainment of age 50 with completion of 5 years of credited service prior to April 1, 2012. Participants with less than 5 years of service at April 1, 2012 will be credited with one month of imputed credit service on the first day of each month ending on the date of death.

2. Benefit:

Conversion Benefit:

As calculated for normal retirement but reduced 5% for each year the early retirement benefit commences prior to normal retirement. The benefits of participants with 30 or more years of credited service are not reduced and the 1.6% multiplier is increased in the same manner as for late retirement.

Bay Medical Center Pension Plan

Outline of Principal Provisions of the Retirement Plan

H. Early Retirement (continued):

Cash Balance Benefit:

The retirement account balance converted to an actuarially equivalent life annuity commencing on the date of early retirement.

I. Late Retirement:

Calculated the same as for normal retirement as of deferred retirement date. For benefits accrued as a conversion benefit, the 1.6% multiplier is increased according to the following table:

<u>Number of years after normal retirement date</u>	<u>Increased Multiplier</u>
1	1.63%
2	1.65%
3 or more	1.68%

The number of years after normal retirement date is based on age and service as of December 31, 2010.

J. Disability Retirement:

1. Eligibility:

Completion of ten (10) years of credited service and termination of employment due to disability which prevents the participant from providing any useful or efficient service incurred prior to April 1, 2012 - no disability retirements after March 31, 2012.

2. Benefit:

A monthly life annuity of two benefits combined, the conversion benefit and the cash balance benefit.

Conversion Benefit:

The unreduced accrued benefit as of December 31, 2010.

Cash Balance Benefit:

The retirement account balance converted to an actuarially equivalent life annuity as of the benefit commencement date.

Bay Medical Center Pension Plan

Outline of Principal Provisions of the Retirement Plan

K. Death Benefit:

If the death occurs after attainment of early, normal or late retirement benefit payable is 50% of the benefit payable to spouse had the participant retired on the date of death.

If the death occurs prior to attainment of early, normal or late retirement but after completion of five (5) years of credited service the benefit payable is 50% of the benefit payable had the participant terminated on the date of death and commenced receipt of benefits on the earliest date possible with a 50% Joint and Survivor form of payment selected.

Notwithstanding the above, a spouse of a participant with a retirement account may elect lump sum payment of the participant's retirement account.

L. Vested Benefit Upon Termination:

1. Eligibility:

100% vesting upon the completion of 5 years of vesting service.

2. Benefit:

The benefit payable at normal retirement date is the accrued benefit as of termination date. A participant with 5 years of Credited Service at severance may elect to receive a reduced benefit following the attainment of age 50.

M. Optional Forms of Retirement Income (actuarially equivalent):

Life annuity (normal form), 10 years certain and life annuity, 50% or 100% joint and survivor annuity, 66 $\frac{2}{3}$ % joint and last survivor annuity and lump sum payment (cash balance benefit only).

N. Cost of Living Adjustment (COLA)

Effective May 23, 2009, 3% cost of living adjustment paid to retirees and beneficiaries who were in payment status of a conversion benefit on September 1, 2009.

O. Health Insurance Subsidy

1. Eligibility:

Effective May 23, 2009, the health insurance subsidy payable to retirees and beneficiaries in payment status of a conversion benefit on September 1, 2009.

2. Benefit:

The monthly benefit is \$3 per year of credited service (minimum \$15 / maximum \$90) reduced by the amount payable from FRS for this benefit.

P. Changes Since Previous Valuation

None.



**Bay Medical Center Pension Plan**

**Actuarial Assumptions and Actuarial Cost Methods Used in the Valuation**

A. Mortality

For healthy male participants, RP 2000 Annuitant Male Mortality Table, with 50% White Collar / 50% Blue Collar Adjustment and fully generational mortality improvements projected to each future decrement date with Scale BB. For healthy female participants, RP 2000 Annuitant Female Mortality Table, with White Collar Adjustment and fully generational mortality improvements projected to each future decrement date with Scale BB.

For disabled male participants, RP 2000 Disabled Male Mortality Table, setback four years, without projected mortality improvements. For disabled female participants, RP 2000 Disabled Female Mortality Table, set forward two years, without projected mortality improvements.

<b>Sample Ages (2017)</b>	<b>Future Life Expectancy (Years)</b>	
	<b>Male</b>	<b>Female</b>
55	29.99	33.25
60	25.32	28.35
62	23.48	26.43

<b>Sample Ages (2037)</b>	<b>Future Life Expectancy (Years)</b>	
	<b>Male</b>	<b>Female</b>
55	32.16	35.12
60	27.52	30.21
62	25.68	28.26

**Bay Medical Center Pension Plan**

**Actuarial Assumptions and Actuarial Cost Methods Used in the Valuation**

B. Investment Return

7.5%, compounded annually, net of investment expenses - includes inflation of 2.75%.

C. Lump sum conversion basis for cash balance participants

5.0% per year.

D. Allowances for Expenses or Contingencies

None

E. Employee Withdrawal Rates

None - severance date not later than March 31, 2012.

F. Disability Rates

None - severance date not later than March 31, 2012.

G. Marriage Assumptions

85% of all participants not in pay status are assumed to be married.

Females are assumed to be 3 years younger than their male spouses.

H. Salary Increase Factors

None - severance date not later than March 31, 2012.

I. Cash Balance Interest Credit Rate

Retirement account balances are assumed to be credited with the following interest credit rates each year. Valuation Year is the actual rate for the year.

<u>Year</u>	<u>Interest Credit Rate</u>
2017	0.85%
2018	1.50%
2019	2.25%
2020	3.00%
2021	3.25%
2022	3.25%
Thereafter	3.50%

**Bay Medical Center Pension Plan**

**Actuarial Assumptions and Actuarial Cost Methods Used in the Valuation**

J. Assumed Retirement Age

Participants are assumed to retire at the following rates:

<u>Age</u>	<u>Conversion Participants</u>	<u>Cash Balance Participants</u>
50	7.5%	100.0%
51 - 52	10.0%	N/A
53	5.0%	N/A
54	12.5%	N/A
55	15.0%	N/A
56 - 58	10.0%	N/A
59 - 60	12.5%	N/A
61	27.5%	N/A
62	100.0%	N/A

Notwithstanding the above, 100% of conversion participants are assumed to retire after attaining their unreduced retirement of 30 years of service.

K. Form and Timing of Payment

We assume all participants receiving a conversion benefit elect a life annuity. 80% of cash balance participants are assumed to receive a lump sum payment and 20% of cash balance participants are assumed to elect a life annuity.

L. Actuarial Asset Valuation Method

The actuarial value of assets is market value.

**Bay Medical Center Pension Plan**

**Actuarial Assumptions and Actuarial Cost Methods Used in the Valuation**

M. Cost Method

Normal Retirement, Termination, Disability, and Death Benefits: Projected Unit Credit Cost Method

Under this method projected benefits payable in the event of death, termination, disability and retirement are determined for all active participants. The projected benefit for each future event is allocated equally to each of the participants' years of service. The normal cost is equal to the actuarial present value of the benefits allocated to the current year. The normal cost for the Plan is the sum of such amounts for all employees. Since the Plan is now frozen there is no normal cost.

The liability for inactive participants is determined as the actuarial present value of the benefits expected to be paid. These participants include retired participants and their beneficiaries currently receiving benefits and terminated vested participants not yet receiving benefits. No normal costs are now payable with respect to these participants.

The actuarial accrued liability as of any valuation date for each active employee or inactive employee who is eligible to receive benefits under the Plan is the excess of the actuarial present value of estimated future benefits over the actuarial present value of current and future normal costs. The unfunded actuarial accrued liability as of any valuation date is the excess of the actuarial accrued liability over the assets of the Plan.

For GASB No. 67 and No. 68, the Entry Age Normal Level Percent of Pay method was used as required by GASB. However, since there are no active members in the plan the liability under Entry Age Normal and Projected Unit Credit are equivalent.

N. Change From Previous Valuation

Cash Balance Interest Credit Rate

Retirement account balances were assumed to be credited with the following interest credit rates each year. Valuation Year is the actual rate for the year.

<u>Year</u>	<u>Interest Credit Rate</u>
2017	0.75%
2018	1.50%
2019	2.25%
2020	3.00%
2021	3.25%
2022	3.25%
Thereafter	3.50%

## Bay Medical Center Pension Plan

**Statistics for Participants Entitled to Deferred Benefits  
and Participants Receiving Benefits**

A. Entitled to Deferred Benefits

<b><u>Current Age Group</u></b>	<b><u>Count</u></b>	<b><u>Total Annual Benefit</u></b>	<b><u>Average Annual Benefit</u></b>
Less than 40	0	\$ -	N/A
40 - 44	9	42,016	4,668
45 - 49	75	509,985	6,800
50 - 54	99	823,863	8,322
55 - 59	99	931,722	9,411
60 - 64	34	205,618	6,048
65 & Over	3	19,355	6,452
TOTAL*	319	\$ 2,532,559	\$ 7,939

B. Terminated Participants Cash Account Balance Amounts

<b><u>Current Age Group</u></b>	<b><u>Count</u></b>	<b><u>Total Cash Account Balance</u></b>	<b><u>Average Account Balance</u></b>
Less than 40	220	\$ 883,231	\$ 4,015
40 - 44	139	1,688,357	12,146
45 - 49	165	1,695,885	10,278
50 - 54	124	1,189,593	9,593
55 - 59	90	551,278	6,125
60 - 64	47	360,860	7,678
65 & Over	10	59,430	5,943
TOTAL*	795	\$ 6,428,634	\$ 8,086

\* Includes 128 participants with both a Cash Balance Amount and Conversion Plan Benefits

C. Receiving Benefits

<b><u>Current Age Group</u></b>	<b><u>Count</u></b>	<b><u>Total Annual Benefit</u></b>	<b><u>Average Annual Benefit</u></b>
Less than 50	3	\$ 10,740	\$ 3,580
50 - 54	31	428,892	13,835
55 - 59	101	1,337,665	13,244
60 - 64	150	1,963,670	13,091
65 - 69	156	1,888,742	12,107
70 - 74	113	1,285,449	11,376
75 - 79	61	420,165	6,888
80 & Over	24	123,572	5,149
TOTAL	639	\$ 7,458,895	\$ 11,673

**Bay Medical Center Pension Plan**

**Reconciliation of Member Census Data**

A. Participants Receiving Benefits

1. Participants receiving benefits previous year	628
2. New retired participants	0
3. New terminated vested receiving benefits	17
4. New disabled receiving benefits	0
5. New beneficiaries receiving benefits	1
6. Died or ceased payment during year	(8)
7. Data adjustment *	1
8. Retired or terminated vested receiving benefits current year	639

\* Adjustment for QDRO.

B. Terminated Vested Participants Due Deferred Benefits

1. Terminated vested due deferred previous year	1,081
2. Died during year	(8)
3. Commenced receiving benefits during year	(17)
4. New terminated vested	0
5. Cashed out during year	(74)
6. New beneficiaries during year due deferred benefit	2
7. Data adjustments	0
8. Terminated vested due deferred current year	984

**Bay Medical Center Pension Plan**

**Projected Retirement Benefits**

<b><u>Plan Year</u></b>	<b><u>Projected Total Annual Payout</u></b>
2017	\$ 9,612,545
2018	\$ 8,460,039
2019	\$ 8,832,084
2020	\$ 9,257,127
2021	\$ 9,372,028
2022	\$ 9,661,298
2023	\$ 9,862,402
2024	\$ 9,843,773
2025	\$ 9,912,875
2026	\$ 9,947,080

The above projected payout of plan benefits during the next ten years is based on assumptions involving all decrements. The actual payouts may differ from the above estimates depending upon the death, salary and retirement experience of the plan. However, since the projected payment is recomputed each valuation date, there is an automatic correction to the extent that actual experience varies from expected experience.

## Bay Medical Center Pension Plan

Summary of Transaction Information<sup>1</sup>

<u>Valuation Date</u>	<u>Benefits Paid</u>	<u>Administrative Expenses</u>	<u>Employee Contributions</u>	<u>Plan Sponsor<sup>2</sup> Contributions</u>	<u>Actuarial Value</u>
01/01/2017	\$ 7,611,704	\$ 0	\$ 0	\$ 3,007,355	\$ 93,688,664
01/01/2016	7,617,588	0	0	1,625,102	91,943,792
01/01/2015	7,028,644	0	0	1,538,372	97,809,794
01/01/2014	7,007,729	0	0	2,400,542	97,920,961
01/01/2013	9,374,551	0	0	7,387,252	87,807,918
01/01/2012	4,832,865	0	0	1,342,800	84,852,382
01/01/2011	4,859,861	0	0	2,716,800	86,362,771
01/01/2010	3,757,197	0	0	2,786,400	85,374,844

<sup>1</sup> Information prior to 2012 as reported by prior actuary

<sup>2</sup> Includes contribution receivable



**Bay Medical Center Pension Plan**  
**Recent Investment Return Experience**<sup>1</sup>

Valuation Date	Investment Return <sup>2</sup>		
	Market Value Return	Actuarial Value Return	Assumed Rate of Return
01/01/2017	7.1%	7.1%	7.5%
01/01/2016	0.1%	0.1%	7.5%
01/01/2015	5.7%	5.7%	7.5%
01/01/2014	17.2%	17.2%	7.5%
01/01/2013	13.5%	2.5%	7.5%
01/01/2012	(0.6%)	2.3%	8.0%
01/01/2011	14.0%	3.7%	8.0%
Last 3 Years	4.3%	4.3%	7.5%
Last 5 Years	8.6%	6.4%	7.5%
Last 7 Years	7.9%	5.4%	7.6%

<sup>1</sup> Information prior to 2012 as reported by prior actuaries

<sup>2</sup> Computed as  $2I/(A+B-I)$ , where A is beginning value, B is ending value and I is investment return

## Bay Medical Center Pension Plan

Employer Contribution Information

Valuation Date	Contribution Fiscal Year End	Minimum Required Contributions	Actual Contributions
01/01/2017	09/30/2018	\$ 2,980,173	N/A
01/01/2016	09/30/2017	\$ 3,007,355	\$ 3,007,355
01/01/2015	09/30/2016	\$ 1,625,062	\$ 1,625,102
01/01/2014	09/30/2015	\$ 1,388,975	\$ 1,538,372
01/01/2013	09/30/2014	\$ 1,732,484	\$ 2,400,542
01/01/2012	09/30/2013	\$ 1,853,911	\$ 7,387,252
01/01/2011	09/30/2012	\$ 1,282,800	\$ 1,342,800
01/01/2010	09/30/2011	\$ 2,675,573	\$ 2,716,800

## Bay Medical Center Pension Plan

Actuarial Valuation as of January 1, 2017State Required Exhibit

	<u>01/01/2016</u>	<u>Prior Assumptions 01/01/2017</u>	<u>Current Assumptions 01/01/2017</u>
<b>A. <u>Participant Data</u></b>			
1. Active participants	0	0	0
2. Retired participants and beneficiaries receiving benefits	616	627	627
3. Disabled participants receiving benefits	12	12	12
4. Terminated participants - deferred benefits	1,081	984	984
5. Annual payroll of active participants	\$ 0	\$ 0	\$ 0
6. Annual benefits payable to those currently receiving benefits	\$ 7,207,301	\$ 7,458,362	\$ 7,458,895
<b>B. <u>Value of Assets</u></b>			
1. Actuarial (market) value	\$ 91,943,792	\$ 93,688,664	\$ 93,688,664
<b>C. <u>Liabilities</u></b>			
1. Actuarial present value of future expected benefit payments for active members			
a. Retirement benefits	\$ 0	\$ 0	\$ 0
b. Vesting benefits	0	0	0
c. Death benefits	0	0	0
d. Disability benefits	0	0	0
e. Total	<u>\$ 0</u>	<u>\$ 0</u>	<u>\$ 0</u>
2. Actuarial present value of future expected benefit payments for terminated members	\$ 25,851,846	\$ 24,617,748	\$ 24,620,605
3. Actuarial present value of future expected benefit payments for members currently receiving benefits			
a. Service retired	\$ 86,207,594	\$ 87,996,853	\$ 87,996,853
b. Disability retired	1,796,150	1,793,389	1,793,389
c. Beneficiaries	1,689,689	1,537,489	1,537,489
d. Miscellaneous	0	0	0
e. Total	<u>\$ 89,693,433</u>	<u>\$ 91,327,731</u>	<u>\$ 91,327,731</u>

Bay Medical Center Pension Plan

Actuarial Valuation as of January 1, 2017

State Required Exhibit

	<u>01/01/2016</u>	<u>Prior Assumptions 01/01/2017</u>	<u>Current Assumptions 01/01/2017</u>
4. Total actuarial present value of future expected benefit payments	\$ 115,545,279	\$ 115,945,479	\$ 115,948,336
5. Actuarial accrued liabilities	\$ 115,545,279	\$ 115,945,479	\$ 115,948,336
6. Unfunded actuarial accrued liabilities	\$ 23,601,487	\$ 22,256,815	\$ 22,259,672
 <b>D. <u>Statement of Accumulated Plan Benefits</u></b>			
1. Actuarial present value of accumulated vested benefits			
a. Participants currently receiving benefits	\$ 89,693,433	\$ 91,327,731	\$ 91,327,731
b. Other participants	25,851,846	24,617,748	24,620,605
c. Total	<u>\$ 115,545,279</u>	<u>\$ 115,945,479</u>	<u>\$ 115,948,336</u>
2. Actuarial present value of accumulated non-vested plan benefits	<u>\$ -</u>	<u>\$ -</u>	<u>\$ -</u>
3. Total actuarial present value of accumulated plan benefits	\$ 115,545,279	\$ 115,945,479	\$ 115,948,336
 <b>E. <u>Statement of Change in Accumulated Plan Benefits</u></b>			
1. Actuarial present value of accumulated plan benefits as of January 1, 2016			\$ 115,545,279
2. Increase (decrease) during year attributable to:			
a. Change in plan provisions and actuarial assumptions			\$ 2,857
b. Benefits paid			(7,611,704)
c. Other, including benefits accumulated and increase for interest due to decrease in the discount period			8,011,904
d. Net increase			<u>\$ 403,057</u>
3. Actuarial present value of accumulated plan benefits as of January 1, 2017			\$ 115,948,336

Bay Medical Center Pension Plan  
Actuarial Valuation as of January 1, 2017

State Required Exhibit

	<u>01/01/2016</u>	<u>Prior Assumptions 01/01/2017</u>	<u>Current Assumptions 01/01/2017</u>
<b>F. <u>Pension Cost</u></b>			
1. Total normal cost	\$ 0	\$ 0	\$ 0
2. Payment required to amortize unfunded liability	2,785,468	2,771,953	2,772,254
3. Interest adjustment	208,910	207,896	207,919
4. Minimum required contribution	<u>\$ 2,994,378</u>	<u>\$ 2,979,849</u>	<u>\$ 2,980,173</u>
<b>G. <u>Past Contributions</u></b>			
1. Total contribution required	\$ 3,007,355	\$ 2,979,849	\$ 2,980,173
2. Actual contributions made	\$ 3,007,355	N/A	N/A
<b>H. <u>Net Actuarial Gain / (Loss)</u></b>	<b>\$ (6,981,550)</b>	<b>\$ 84,083</b>	<b>\$ 84,083</b>
<b>I. <u>Disclosure of Following Items:</u></b>			
1. Actuarial present value of future salaries - attained age	N/A	N/A	N/A
2. Actuarial present value of future employee contributions - attained age	N/A	N/A	N/A
3. Actuarial present value of future contributions from other sources	N/A	N/A	N/A
4. Amount of active members' accumulated contributions	N/A	N/A	N/A
5. Actuarial present value of future salaries and future benefits at entry age	N/A	N/A	N/A
6. Actuarial present value of future employee contributions at entry age	N/A	N/A	N/A


Bay Medical Center Pension Plan

State Required Exhibit

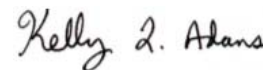
<u>Unfunded Actuarial Accrued Liabilities</u>	<u>Current Unfunded Liabilities</u>	<u>Amortization Payment</u>	<u>Remaining Funding Period</u>
01/01/2009 Method Change	\$ 2,974,962	\$ 522,487	7 years
01/01/2010 Actuarial Loss / (Gain)	(842,746)	(133,841)	8 years
01/01/2010 Assumption Change	405,385	64,382	8 years
01/01/2011 Actuarial Loss / (Gain)	1,087,649	158,612	9 years
01/01/2011 Assumption Change	47,737	6,961	9 years
01/01/2011 Plan Amendment	(1,841,292)	(268,515)	9 years
01/01/2012 Actuarial Loss / (Gain)	2,859,529	387,528	10 years
01/01/2012 Plan Amendment and Assumption Change	1,912,531	259,190	10 years
01/01/2013 Actuarial Loss / (Gain)	6,120,375	778,270	11 years
01/01/2013 Method Change	(2,125,280)	(270,252)	11 years
01/01/2014 Actuarial Loss / (Gain)	(5,727,182)	(688,742)	12 years
01/01/2014 Assumption Change	3,768,517	453,196	12 years
01/01/2015 Actuarial Loss / (Gain)	2,087,699	238,996	13 years
01/01/2016 Actuarial Loss / (Gain)	6,704,651	734,689	14 years
01/01/2016 Assumption Change	4,908,363	537,853	14 years
01/01/2017 Actuarial Loss / (Gain)	(84,083)	(8,861)	15 years
01/01/2017 Assumption Change	2,857	301	15 years
TOTAL	\$ 22,259,672	\$ 2,772,254	

This actuarial valuation and/or cost determination was prepared and completed by me or under my direct supervision, and I acknowledge responsibility for the results. To the best of my knowledge, the results are complete and accurate, and in my opinion, the techniques and assumptions used are reasonable and meet the requirements and intent of Part VII, Chapter 112, Florida Statutes. There is no benefit or expense to be provided by the plan and/or paid from the plan's assets for which liabilities or current costs have not been established or other wise provided for in the valuation. All known events or trends which may require material increase in plan costs or required contribution rates have been taken into account in the valuation.

Enrollment Number: 17-02802  
Dated: June 21, 2017

  
Lawrence F. Wilson, A.S.A.

Enrollment Number: 17-06857  
Dated: June 21, 2017

  
Kelly L. Adams, A.S.A.

## Bay Medical Center Pension Plan

### Glossary

<i><b>Actuarial Accrued Liability</b></i>	The difference between the Actuarial Present Value of Future Benefits, and the Actuarial Present Value of Future Normal Costs.
<i><b>Actuarial Assumptions</b></i>	Assumptions about future plan experience that affect costs or liabilities, such as: mortality, withdrawal, disablement, and retirement; future increases in salary; future rates of investment earnings; future investment and administrative expenses; characteristics of members not specified in the data, such as marital status; characteristics of future members; future elections made by members and other items.
<i><b>Actuarial Cost Method</b></i>	A procedure for allocating the Actuarial Present Value of Future Benefits between the Actuarial Present Value of Future Normal Costs and the Actuarial Accrued Liability.
<i><b>Actuarial Equivalent</b></i>	Of equal Actuarial Present Value, determined as of a given date and based on a given set of Actuarial Assumptions.
<i><b>Actuarial Present Value</b></i>	The amount of funds required to provide a payment or series of payments in the future. It is determined by discounting the future payments with an assumed interest rate and with the assumed probability each payment will be made.
<i><b>Actuarial Present Value of Future Benefits</b></i>	The Actuarial Present Value of amounts which are expected to be paid at various future times to active members, retired members, beneficiaries receiving benefits and inactive, non-retired members entitled to either a refund or a future retirement benefit. Expressed another way, it is the value that would have to be invested on the valuation date so that the amount invested plus investment earnings would provide sufficient assets to pay all projected benefits and expenses when due.
<i><b>Actuarial Valuation</b></i>	The determination, as of a valuation date, of the Normal Cost, Actuarial Accrued Liability, Actuarial Value of Assets, and related Actuarial Present Values for a plan. An Actuarial Valuation for a governmental retirement system typically also includes calculations of items needed for compliance with GASB No. 67.
<i><b>Actuarial Value of Assets</b></i>	The value of the assets as of a given date, used by the actuary for valuation purposes. This may be the market or fair value of plan assets or a smoothed value in order to reduce the year-to-year volatility of calculated results, such as the funded ratio and the actuarially required contribution.

**Bay Medical Center Pension Plan**

**Glossary**

<b><i>Amortization Method</i></b>	A method for determining the Amortization Payment. The most common methods used are level dollar and level percentage of payroll. Under the Level Dollar method, the Amortization Payment is one of a stream of payments, all equal, whose Actuarial Present Value is equal to the UAAL. Under the Level Percentage of Pay method, the Amortization Payment is one of a stream of increasing payments, whose Actuarial Present Value is equal to the UAAL. Under the Level Percentage of Pay method, the stream of payments increases at the rate at which total covered payroll of all active members is assumed to increase.
<b><i>Amortization Payment</i></b>	That portion of the plan contribution which is designed to pay interest on and to amortize the Unfunded Actuarial Accrued Liability.
<b><i>Amortization Period</i></b>	The period used in calculating the Amortization Payment.
<b><i>Annual Required Contribution</i></b>	The employer's periodic required contributions, expressed as a dollar amount or a percentage of covered plan compensation. The annual required contribution consists of the Employer Normal Cost and Amortization Payment plus interest adjustment.
<b><i>Closed Amortization Period</i></b>	A specific number of years that is reduced by one each year, and declines to zero with the passage of time. For example if the amortization period is initially set at 30 years, it is 29 years at the end of one year, 28 years at the end of two years, etc.
<b><i>Employer Normal Cost</i></b>	The portion of the Normal Cost to be paid by the employer. This is equal to the Normal Cost less expected member contributions.
<b><i>Equivalent Single Amortization Period</i></b>	For plans that do not establish separate amortization bases (separate components of the UAAL), this is the same as the Amortization Period. For plans that do establish separate amortization bases, this is the period over which the UAAL would be amortized if all amortization bases were combined upon the current UAAL payment.



**Bay Medical Center Pension Plan**

**Glossary**

<b><i>Experience Gain/Loss</i></b>	A measure of the difference between actual experience and that expected based upon a set of Actuarial Assumptions, during the period between two actuarial valuations. To the extent that actual experience differs from that assumed, Unfunded Actuarial Accrued Liabilities emerge which may be larger or smaller than projected. Gains are due to favorable experience, e.g., the assets earn more than projected, salaries do not increase as fast as assumed, members retire later than assumed, etc. Favorable experience means actual results produce actuarial liabilities not as large as projected by the actuarial assumptions. Losses are the result of unfavorable experience, i.e., actual results that produce Unfunded Actuarial Accrued Liabilities which are larger than projected.
<b><i>Funded Ratio</i></b>	The ratio of the Actuarial Value of Assets to the Actuarial Accrued Liability.
<b><i>GASB</i></b>	Governmental Accounting Standards Board.
<b><i>GASB No. 67 and GASB No. 68</i></b>	These are the governmental accounting standards that set the accounting rules for public retirement plans and the employers that sponsor or contribute to them. Statement No. 67 sets the accounting rules for the plans themselves, while Statement No. 68 sets the accounting rules for the employers that sponsor or contribute to public retirement plans.
<b><i>Normal Cost</i></b>	The annual cost assigned, under the Actuarial Cost Method, to the current plan year.
<b><i>Open Amortization Period</i></b>	An open amortization period is one which is used to determine the Amortization Payment but which does not change over time. In other words, if the initial period is set as 30 years, the same 30-year period is used in determining the Amortization Period each year. In theory, if an Open Amortization Period is used to amortize the Unfunded Actuarial Accrued Liability, the UAAL will never completely disappear, but will become smaller each year, either as a dollar amount or in relation to covered payroll.
<b><i>Unfunded Actuarial Accrued Liability</i></b>	The difference between the Actuarial Accrued Liability and Actuarial Value of Assets.
<b><i>Valuation Date</i></b>	The date as of which the Actuarial Present Value of Future Benefits are determined. The benefits expected to be paid in the future are discounted to this date.